

— — “



1 2022 1 17 — 2022 1 23

		" BB"	" BB-"		
		" BB-"	" B+"		
	IDR	" BB"	" BB-"	" "	" "
				" BB"	" BB-"
		" Caa3"		" Caa2"	" "
		" C"	" RD"	" C"	" RR6"
				" "	" "

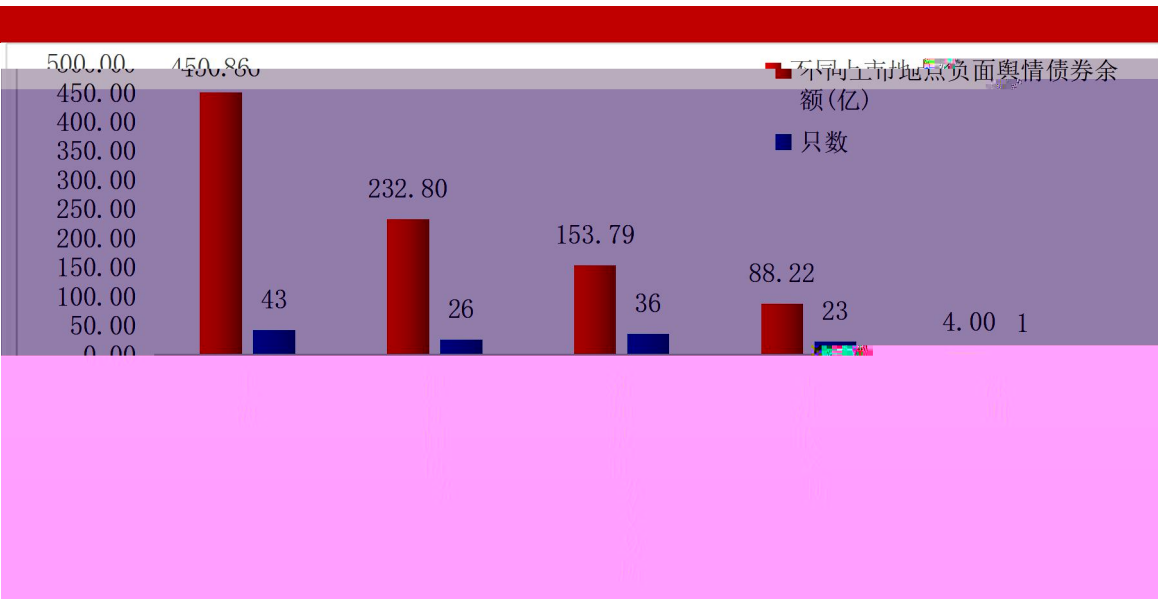
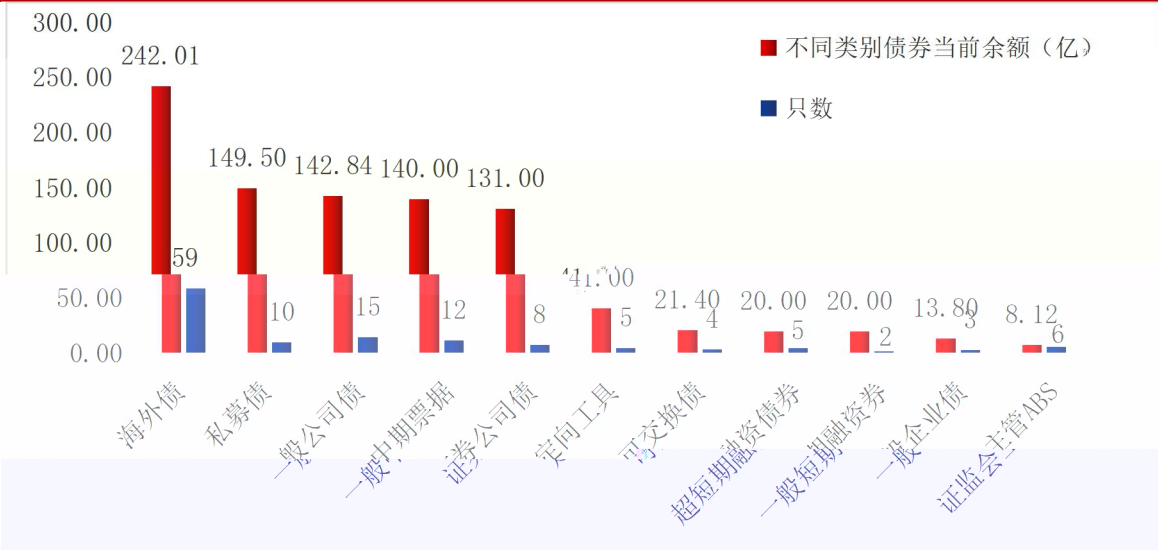
					" 19 01"
		BBB-			
		" "			" "
		" "	" "		
				2021 12 31	
			2020		122.13%
		21 01			
		1 11			
		2014-2015			
		21 01			
				2021 11	
			2394.41		
		2022 1		1548.86	
				2022 1 4	
					19
				1 13	
				2020	
				19 01	
		Hopson Development Holdings Limited	" B2"		
		CFR		" "	

—

2 2022 1 17 —2022 1 23



—





—

3 2022 1 17 —2022 1 23



[Redacted]

[Redacted]

—

4

[Redacted]

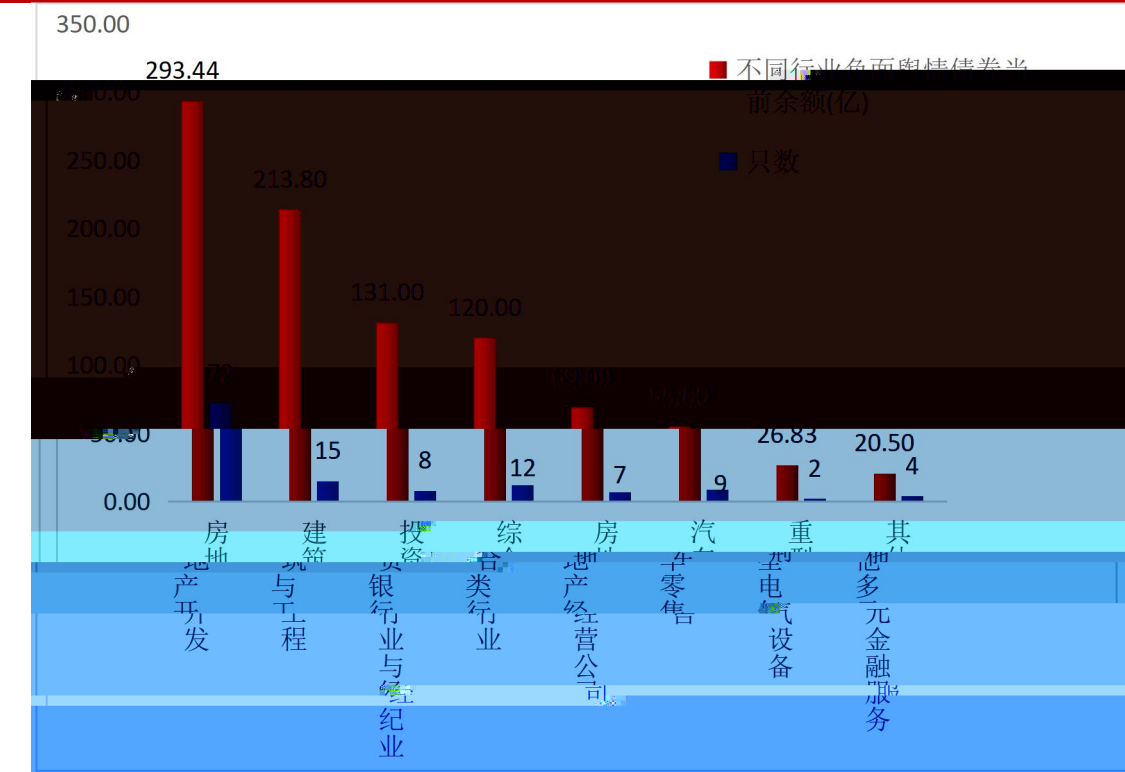
[Redacted]

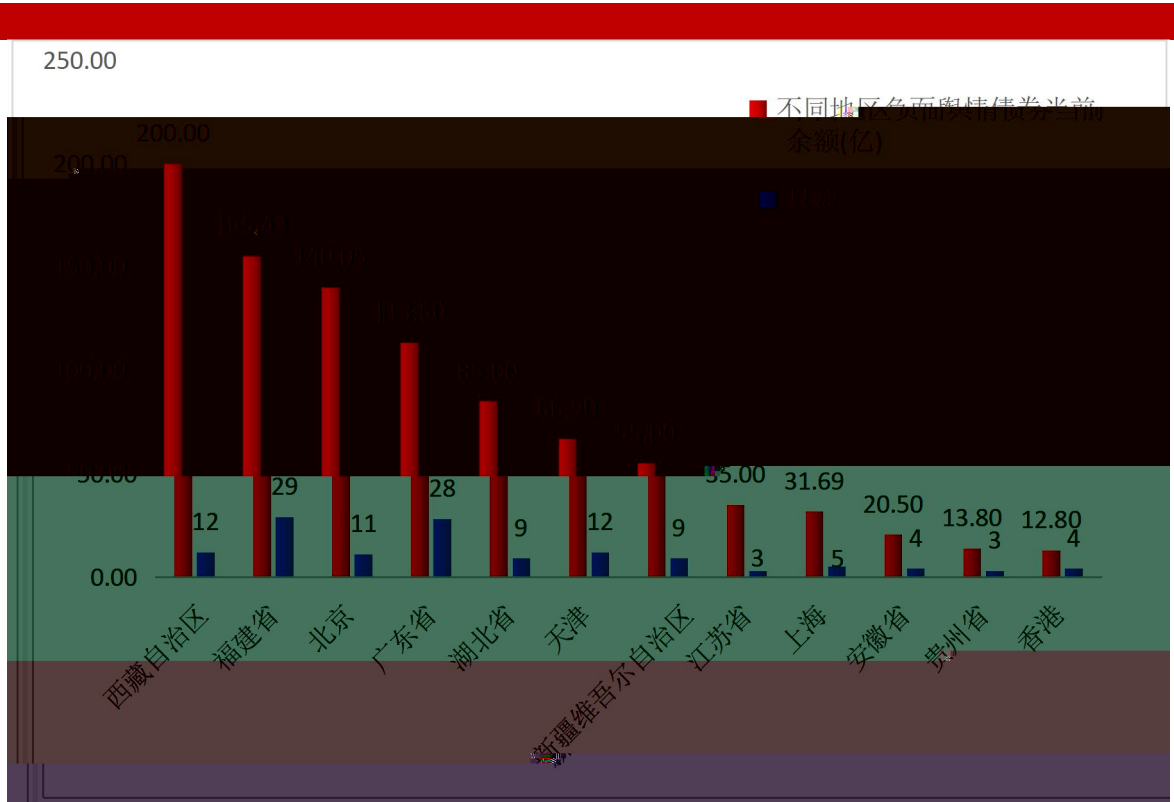
[Redacted]

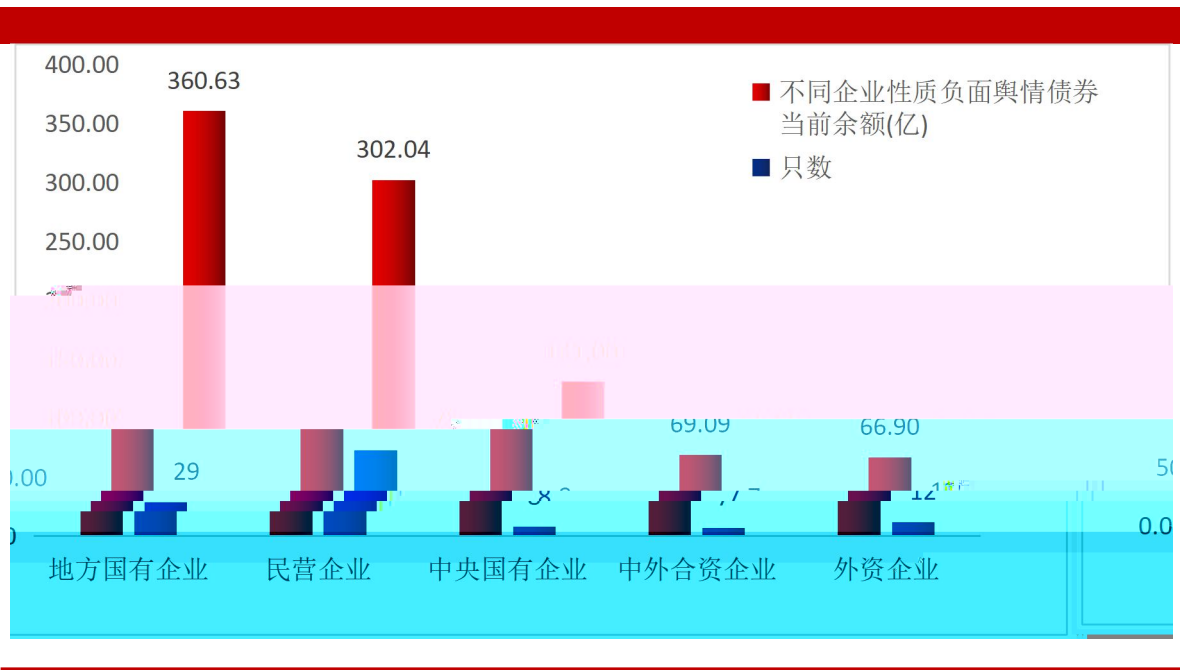
[Redacted]

[Redacted]


[Redacted]







--	--



2

3

8


9 2022 1 23

—

1



10 2022 1 23

2



1

13 2022 1 23



2

14 2022 1 23

15 2022 1 23

16 2022 1 23

17 2022 1 23

4

18 2022 1 23

--

19 2022 1 23

2

20 2022 1 23

50

3


21

2022 1 23



50

—

22 2022 1 23



24 2022 1 23




—

—



—






25 2022 1 17 — 2022 1 23




		0	1	0
		0	8	0
		0	4	0
		0	4	0
		17	102	3

26 2022 1 17 —2022 1 23










—





27


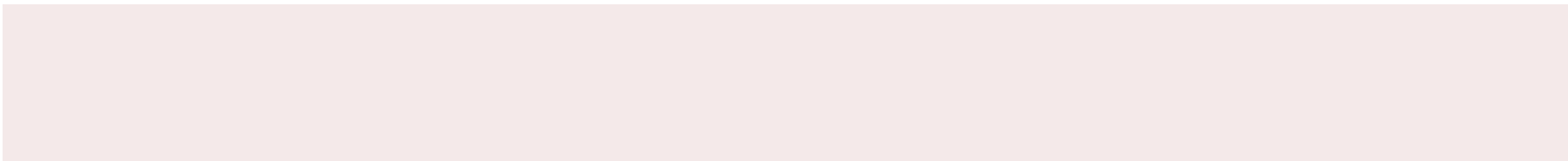

—


2022 1 17 — 2022 1 23







#1







↓ 1





0

