



中财-安融地方财政投融资研究所



ZHONGCAI-ANRONG Local Finance Investment And Funding Research Institute

...to p...
...e to p...
...ir wage...
...s not working but is still
...actory—doesn't mean being
...owth in employment, by sector

2024

18

407





6.

7.

7

"

"





“ ”










1





21
5 9

" "

"

10

"

5

1

"

5-

"

"

"

"

"





4 19

ETF

REITs

REITs

REITs

REITs


REITs



<https://www.21jingji.com/article/20240509/herald/9438b2edec7d0fccfd9badfd926d12b.html>

2024 05 09 21





20

2024

" "

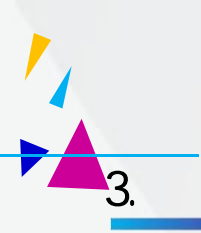
2024

20

" " " " " "

36





3.

7000

7000

"

"

5 6

7224. 48

2

3465. 88

"

"

"

"

"

"

5 6

1

2023

30

5

93. 16

64. 55

A

28. 6

30

"





5 A
2023

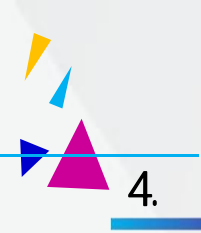
5 6
*ST

5 A
*ST

A
*ST

*ST

*ST



4.

2023

"

"

"

"

"

"

2024

5%







— —

5—15

1998

2007

2020

3

10

15

30

50

— —

"

"

"

"

1998

2020

1997

2700

1





”

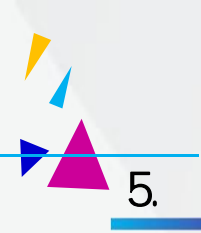
”



<http://114.118.9.73/epaper/index.html?guid=1787647997518020612>

2024 05 07





5.

"

"

"

"

— —

10

50%

1.5

60%

1.1

6

52

262

222.2

— —

40%

60%

114.2

78



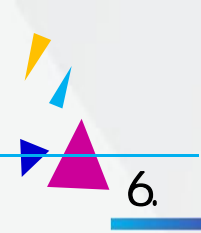


“ ”

<http://114.118.9.73/epaper/index.html?guid=1787647974336102401>

2024 05 07





6.

	19.5	10.15	92%	129
		7.57		
5.4	40%	1047		
	585	57.5%	55%	

"

"

3

"

"

+

"

"







5 8

625.13



	2023	2024	
	60.37%	78.97%	
70%			
2024		2021-2023	
		520	
Wind	5	8	49
800			/
407.23%	811.04%		
5	5.34		
	AA	1	
AA	3.86%	3.52%	34bp





50~250BP

<https://www.cls.cn/detail/1670394>

2024 05 08





8.



5 6

2024

" " " 6

" "

1

15

2024

https://www.gov.cn/lianbo/bumen/202405/content_6949396.htm

2024 05 06





9. "

" 2024

" 2024

6

5

6

428

443
894

103

1435

327

24
521

1731

741

7258

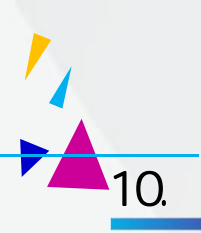
14

24

<http://hn.people.com.cn/n2/2024/0506/c356378-40834365.html>

2024 05 06





10.

" "

W nd	1-4	55.3%	42.7%
7244.48	18.5%		
4 22			
			6
	17		
1.2			





4 23
2024
3.8 5.9 3.9

" " " " " "
5 5 7
500.00 1089.85 1025.16 794.92
443.02 51.9%

11
9
12

4 30

" " " " "
210.8 890.98 624.98
55.20
9
1.39 2024





1. 43	407372. 9		421674. 3	2023
"	2022	2. 6	1. 2	SPV
4 25				"
SPV	2. 3			
"				"

<https://baijiahao.baidu.com/s?id=1798471477927430195&wfr=spider&for=pc>

2024 05 08





11.4

4

4

7188
4

12249

4

8000
4

800

9.6%

"

4

8000

9.6%

4

- 30.2%

8.2
4

4

38.5%

2023

4

44.3%

4 3

"

"

4

6

4

1.6%

4

9000

4

4

8600

8.7%

4






7000 2023 1700 2600 4 4 +
 4200 w nd 4 4 700
 100 1000 1000 PMI 4
 800 4 3M 6M /
 1 4 4 1
 / 8.7% 1 1-4
 " 6107 " "
 " 4 5050 500
 3000 1000
 -1500 1.1 1250 8.7% 8.8%
 M 4 M

<https://baijiahao.baidu.com/s?id=1798487145087950862&wfr=spider&for=pc>

2024 05 08



4	PMI	50.4%
0.4		
4	PMI	
PMI		52.9%
" 4		
0.7	2023	4
"		
		55%
		4
52.9	2012	0.7
		1.9
51.1	2012	62%
0.7	50.6	54%
	2012	82%
		"
		"
4		3.5
54	1.7	49.1
	2024	4
		PMI
		0%
		PPI
-2.4%	0.4	"
4		1.6
		47.3
48.1		
"		



PMI 51.3 53 4 50.5 0.3 0.9 1.3
"

"
4
59.4% 4
46% 4.2 4
54%
"


"
3

PMI
4

" 4 51.2% " 1.8

" 4 4 "





4 0.1 56.3
 2.9 45.3
 3.9 63.7
 " "
 4
 3 27 -4 23 28% 3
 27 3% 3 40
 4 23 62.64% 3 26
 6.2 65.46% 3
 26 6.4 46.07% 3 26
 4.8
 " "
 4 2.1 50.3
 0.7 46.5
 53%
 52% 50%
 " 4 "

5



“

” ”

”

”

” ”

”



2014 12.4% 2023 5.3%

0.4

2023

0.47







“ ”

“ ”





"

"

<http://114.118.9.73/epaper/index.html?guid=1787647981915209729>

2024 05 07





14.

" "

" — — "

6000

2018

" " 1500
8000

500

40%

0.6%

4.9%
2019

208

13.51

16.88





"

"

"

"

10


13

7

<http://114.118.9.73/epaper/index.html?guid=1787647997518020614>

2024 05 07





--

6

5%

10

10.17



DD

E

DD

DD

DD

2

1.3

DD



2023

958.7
80.6%
31.6% 9

949.5

30%—40%

5.5% 80%

2024

0%

2%

"

"





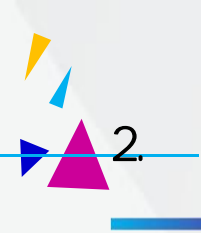
“



2







2.

2. 85

"

"



2. 85

2022

110

Lauri e E. Locasci o

330

Arati Prabhakar

Fab

"

"

"

"

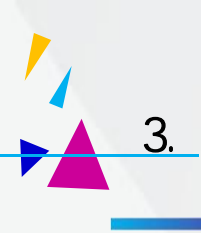
Locasci o

9 9

<https://www.zhitongcaijing.com/content/detail/1117790.html>

2024 5 6





3.

2022 " 14.5% " 15.6%
3 25 4 8

26.6%

"


"


"

"

<https://www.zhitongcaijing.com/content/detail/1117985.htm>

2024 5 7





4.

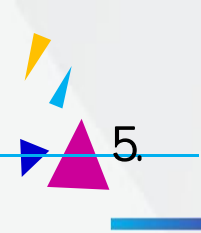
(Steven Muchin)

11

<https://24h.jrj.com.cn/2024/05/08094340559766.shtml>

2024 5 8





5.

79. 99
79

<https://24h.jrj.com.cn/2024/05/09075540573503.shtml>

2024 5 9





6.

PI MCO

PI MCO

1.9

Emmanuel Sharief

PI MCO

Erin Browne

PI MCO

PI MCO

PI MCO

PI MCO

"

"

<https://24h.jrj.com.cn/2024/05/09103140577452.shtml>

2024 5 9





7.

1000

"

"

"

"

"

"

<https://usstock.jrj.com.cn/2024/05/10081640591167.sht>

ml

2024 5 10





8.

2027

80

5 7

2027

80

2022

2022

16,500

10

15

20%
2027

12%

2.5

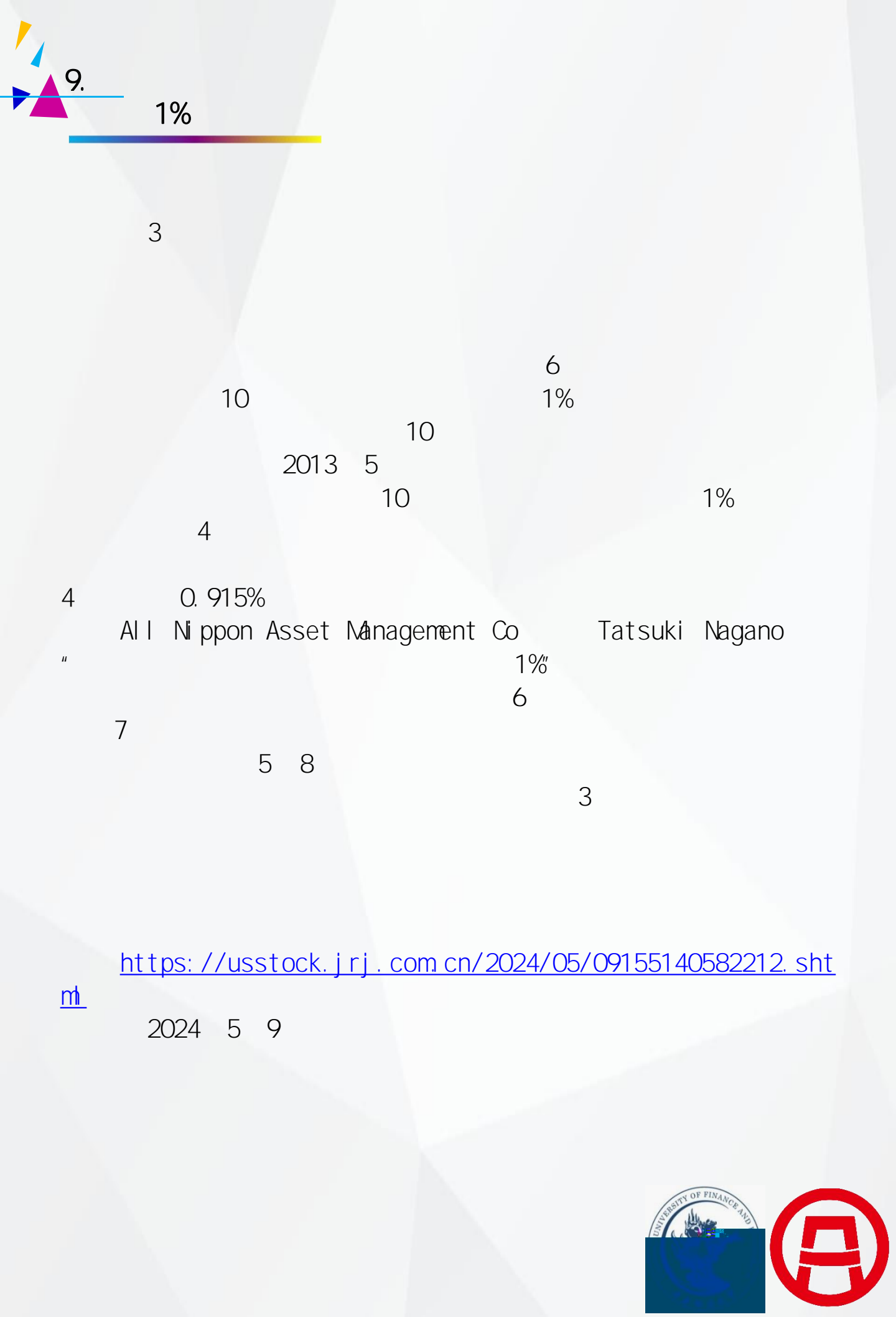
2030

40

<https://www.guandian.cn/article/20240507/405511.html>

2024 5 7





9.

1%

3

10

6

1%

2013

5

10

10

1%

4

4

0.915%

All Nippon Asset Management Co

Tatsuki Nagano

"

1%

6

7


5 8

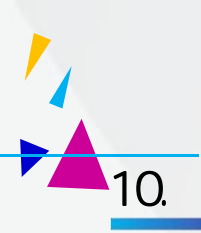
3

<https://usstock.jrj.com.cn/2024/05/09155140582212.sht>

ml

2024 5 9





10.

AI

" GX "

AI

5 8

AI

<https://www.cls.cn/detail/1671556>

2024 5 9





9 (600)
2022

1.014 i t i i . . i 11i h h t 3 1 m t



12.

70

(71)

9.7

(I RA)

Sol uti on Ltd.) LG LG (LG Energy
SDI

"

"

I RA

2027

"

"





Innovation SDI LG SK

Innovation LG SK

LG Energy Solution
2025
75 GWh


45

(LFP)

<https://www.zhitongcaijing.com/content/detail/1118724.html>

2024 5 8





<https://24h.jrj.com.cn/2024/05/09235340588511.shtml>

2024 5 9





14.




2022 2 5 3

5 4

<https://news.cctv.com/2024/05/04/ARTIvw2QctVtHFxn2cXK P64n240504.shtml>

2024 5 4





15.

500

4

100

210 (84)

2023

8.7

9.7

0.9
44.3%

2023

43.4%

2023

100

500

210

32%

4

"

"

<https://www.chinanews.com.cn/gj/2024/05-04/10211163.shtml>

2024 5 4

